

Rail Fence Heart

January 2016

Kit contains

5x 15 inch white fabric

member provides variety of Bright Colors for Heart same color family (Purple, Pink, Blue, Yellow ...)

From White cut:


two 4.5" inch squares, draw a diagonal line on both Squares corner to Corner 

four 2" squares draw a diagonal line on all 4 squares 


From Fabric for the Heart cut

four pieces (each from a different fabric) 1.5 inches x 18 inches

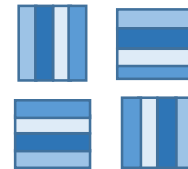
Sew 4 Fabric Strips together to form 4.5 inch x 18 inch fabric strip



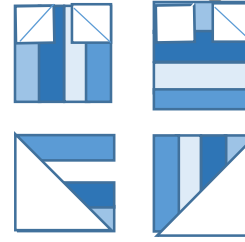
From Strip Set cut four 4.5 inch squares



Lay out the blocks before you start sewing in the following manner
(Pay attention to the block rotation)



Using the 2" block sew on the line you drew to the right and left corner of the top 2 blocks
Trim to ¼ inch of sewing line and press



Sew the two 4.5 inch blocks on the line you drew to the bottom two squares trim to ¼ inch of sewing line and press

Sew top 2 squares together
Unit will measure 4.5 x 8.5



Sew the bottom 2 squares together
Unit will measure 4.5 x 8.5



Sew 2 pieces together to form a heart , block will measure 8.5 x 8.5

