

Cat Block
July and August 2017



Cutting Instructions

Focus Fabric (Cat Body)

Three $1\frac{1}{2}$ " x $1\frac{1}{2}$ " squares (ears, tail)

One $1\frac{1}{2}$ " x $5\frac{1}{2}$ " rectangle (tail)

One $2\frac{1}{2}$ " x $3\frac{1}{2}$ " rectangle (head)

One $2\frac{1}{2}$ " x $5\frac{1}{2}$ " rectangle (body)

Background

Two $1\frac{1}{2}$ " x $1\frac{1}{2}$ " squares (tail, body)

One $1\frac{1}{2}$ " x $3\frac{1}{2}$ " rectangle (ears)

One $2\frac{1}{2}$ " x $2\frac{1}{2}$ " square (head)

Two $1\frac{1}{2}$ " x $5\frac{1}{2}$ " rectangle (block sashing)

Two 2 " x $8\frac{1}{2}$ " rectangle (block sashing)

Piecing Instructions


Step One – Cat Ears

Draw a diagonal line from one corner to the opposite corner on the wrong side of two of the $1\frac{1}{2}$ " x $1\frac{1}{2}$ " focus fabric squares. Place one square in each corner of the $1\frac{1}{2}$ " x $3\frac{1}{2}$ " background rectangle. Sew on the line. Trim $\frac{1}{4}$ " away from the sew line and press out.




Step Two – Cat Body

Sew a $1\frac{1}{2}$ " x $1\frac{1}{2}$ " square background fabric to the upper right hand corner of the $2\frac{1}{2}$ " x $5\frac{1}{2}$ " body focus fabric. Trim layers away $\frac{1}{4}$ " from the seam. Press back.



Step Three – Cat Head

Sew the $2\frac{1}{2}$ " x $3\frac{1}{2}$ " focus fabric to the left of the $2\frac{1}{2}$ " x $2\frac{1}{2}$ " square background fabric.



Step 4 – Cat Tail Tip


Sew a 1 ½" x 1 ½" square background fabric to the left of a 1 ½" x 1 ½" square focus fabric.



Step 5 – Sew Cat Sections Together

- A. Sew cat tail tip to ears.
- B. Sew tail/ears section to cat head section
- C. Sew tail/ears/head section to body
- D. Sew tail section to the right side of the above sections

This section should measure 5 ½" x 6 ½"



Step 6 – Sashing

- A. Sew one 1 ½" x 5 ½" background fabric strip to each side of the cat block.
- B. Sew one 2" X 8 ½" background fabric strip to the top and bottom of the cat block.

The finished block should measure 8 ½" x 8 ½"