



THE THIMBLEFUL

Capital Quilters Guild

Raleigh, North Carolina

Next Meeting

Thursday, August 17, 2023
 6:30 Social
 7:00 Meeting Begins
 Location: Temple Beth Or
 5315 Creedmoor Road
 Raleigh, NC 27612

Remember to Bring

- Quilts for Show & Tell
- Name tag
- Membership Pin
- Comfort Quilts
- Workshop Sign-up Sheet
- And a Quilting Friend!

Content Highlights

Page 1 - President's Message
 Page 2 - Hostesses Hello
 Page 3 - Fundraising
 Page 4 - Community Outreach
 Page 5 - Workshops
 Page 6 - President's Challenge
 Page 7 - Block Party
 Page 8 - Quilter's Experience
 Page 10 - Holiday Block Party
 Page 11+ - Quilt Show
 Committees
 Page 13 & 14 - Forms

President's Message

Hi Capital Quilters!

A big thank you to the EQ8 Panel, Anna Norris, Darlene Silverman, Rosi Hanley and Chris Bowyer for sharing their time and expertise at the July meeting as well as many in the audience who asked great questions and shared their experience with EQ8. We have such a wealth of talent and expertise in our Guild! Please make sure you submit your member registration for the 2023-24 year so that you benefit from all of that expertise.

This month, we will welcome Kelly Ashton and in September, Susan Brubaker Knapp. Both will teach classes in addition to being a speaker at our guild meetings. There are still a few spots left in the Brubaker Knapp workshops, but they are filling up fast so don't wait too long to sign up! Check out our website at www.capitalquilters.org or this newsletter for more information and the membership and registration forms.

The CQG Board is asking for Bees to submit quilt designs for the next raffle quilt by September. The Bee submitting the selected design would coordinate the construction of the blocks either within their Bee or through the help of Guild volunteers. The goal is to have the next raffle quilt finished by April 2024. The designs can be submitted to information@capitalquilters.org.

The Board is making a change to advertising in the newsletter starting this month. As a non-profit organization, the Guild has been advised to limit the income we receive from advertising. Historically the advertising income was used to offset the cost of printing and mailing the newsletter. Since the newsletter is

...continued on next page

...President's Message continued

posted to our website and Facebook group we no longer have this expense. Going forward, quilting businesses will be listed as resources on our website for free, and the newsletter will not have advertising. We appreciate the support of all of the local quilting businesses.

The quilt show is 7 months away, and I have included a description in this newsletter of the 2024 President's Challenge quilts, which are displayed at the show. I hope that you will participate and share your creativity with an entry this year!

Please note that the September meeting will be held September 7 due to the Jewish holiday schedule at the Temple.

Ann O'Brien



Bee Keeper

I am compiling a list of Bees with openings along with a list of quilters looking to join a Bee. If you are interested in starting a new bee or have openings to fill, especially in the cities surrounding Raleigh, please contact me!

Joan Wilson

Hello From Your Hostesses

Hi everyone! Shawna and I very much enjoy greeting all your smiling faces at the meetings each month. Just a reminder to please wear your name tags with the current year pin on it (red), and bring a friend!

It's been wonderful greeting all the new members! Wow, so many! Welcome. Making a homemade name tag for yourself needn't be hard. It doesn't need to be fancy either. It's not a contest! You can add your name with appliqué, fabric pens, embroidery, letter stamps, the alphabets built into your sewing machine, glitter paint, what have you!! Have fun with it. Pin your tag on, hang it from your neck, or my personal preference is to use magnets. "Name tag magnets" are available on Amazon and I'm happy to show anyone how I attached them to my name tag. Join in the homemade name tag raffle at each meeting and you might win a prize. Donations for the prizes are welcome as well. If you have a source, or something you'd like to donate yourself, I suggest you chat with our president, Ann O'Brien.

Whether we sit in rows at the meetings or gather at round tables, it can be hard for new people to break into the group. PLEASE go out of your way to greet anyone you don't know and invite them to sit with you. Last thing we want to be is cliquey. You might be greeting a new best friend, future guild president, or board member. You never know!

My goodness y'all love your treats! Donations of chocolate and candies for the Hostess Table are always appreciated. Remember us after various holidays when there are leftover treats you want to get out of your house. Then come and eat them without guilt at a guild meeting!

Know that we sprinkle fairy dust on the door prize tickets and say incantations over them for you. We look forward to seeing you at the next meeting.

Katie Greenwood and Shawna Chase



July's Winners

1st Time Show & Tell: Chris McCarthy

Show & Tell: Joanne Mengwasser

Name Tag Drawings: Linda Carter & Cindy Varnell

Raffle Tickets: Donna Turnage, Barbara Biggs, Vicki Price & Judy Cabaniss

Quilts on Wheels: Maria Wall

Quilts for Kids: Agnes Summers

SafeChild: Anne Bowman

Block Party: Chris McCarthy & Vera Beers

Membership

Membership for the 2023-2024 year opened at the June meeting. If you haven't renewed or joined, please bring your membership form with your updated information and payment to the next meeting. The form is available at the Membership table during meetings, on the Capital Quilters Guild website, on our Facebook page and in the Thimbleful.

If you have not entered your contact info in our database, please use the QR code available at the Membership table. If you have questions, please contact Julia Kolb.

2023-2024 Raffle Quilt Sales

Meet a new best quilting friend as you sell raffle tickets at the upcoming events! Show off our beautiful quilt, share with the community our outreach programs, and encourage attendance



at our the Quilt Show in March. Help is still needed for the events listed below.. Contact Sue Ann Jatko for details. Thank you to those who have already signed up and to y'all yet to give the guild your time.

October 6&7: Triangle Oktoberfest, a charity event presented by Apex Sunrise and Cary Mac Gregor Rotary Clubs in partnership with the Town of Cary and Koka Booth Amphitheater, at Koka Booth Amphitheater.

October 6: set up 4 pm, event 5-10pm

October 7: 11:30 am - 8 pm

October 14: Handmade Market, Cary Quilting Company, Cary.
Set up 9:30 AM, event 10 AM to 4 PM

November 24,25 & 26th: Christmas Carousel, NC State Fairgrounds

Times to be announced.

January 13th: The Quilting & Fiber Art Marketplace, Wicker Center, Sanford

Set up 8:30 AM, event 9 AM - 4 PM

End of January, two days Astronomy Days @ NC Museum of Science, Raleigh

Community Outreach

Save the date! We will have an in person comfort quilt workshop on October 14 from 9 a.m. to 3 p.m. at Highland United Methodist Church, 1901 Ridge Road, Raleigh, NC.

Are you wondering how to get involved in comfort quilts? It is easy - choose what you like to do most. Make the entire quilt yourself or piece a top and turn it in for someone else to finish. Maybe binding is your thing - we have quilts that need binding and labels. If you love stash busting, pick up a guild kit and help us bust through the guild stash!

Whatever you like to do, you can be part of the process and put smiles on those in need in our community.

At every meeting, the following is available:

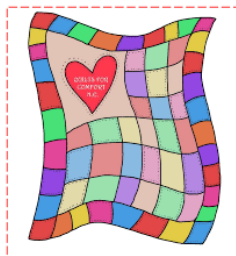
- Quilt Kits
- Batting
- Patterns
- Labels
- Prizes for turning in completed quilts
- Loads of fun!

If you have questions, please contact Cathy Alvis.

Comfort Quilts

Comfort Quilt Donations				
Charity	Goal for 23/24	Received in Jul	Received this Year	Drawing Winners
Quilts on Wheels	1000 Quilts!	23	23	Maria Wall
Walker Bags		20	20	
Quilts for Kids		33	33	Agnes Summers
Newborn Hats		8	8	
Receiving Blankets		2	2	
Pillow Cases		18	18	
SAFEchild/Green		23	23	Anne bowman
Comfort Quilts				
Other:		3	3	
Grand Total:		Quilts: 79		Total Items: 130

Quilts for Kids



I delivered 14 hats, 31 quilts and two crocheted blankets to WakeMed from your contributions to Quilts for Kids in July. Thank you!

WakeMed Hospital is requesting more baby hats as well as "huggables". You can find patterns for huggables on

Facebook and our website, if you are interested. As always, your generosity is appreciated.

If you have questions, please contact me.

Linda Carter

Who Do I Contact?

Want to find the phone number or address for your friends from the Guild? Need to contact a Board or Chair member? The Capital Quilters Guild Membership Directory is on Facebook. Look under the 'Files' tab. The directory will be updated soon with new member information.

September Workshops

Susan Brubaker Knapp, September 21, 22 & 23

9:00am-3:30pm, \$55 members and \$75 non-members


Susan teaches nationally and internationally, hosts "Quilting Arts TV," co-hosts the "Quilting Arts Podcast," and has produced numerous patterns, authored two books and produced five video workshops. She loves traditional hand quilting and needleturn appliqué, but has embraced innovative coaching techniques and started making art quilts in 2005. Her work is in private and public collections, including the International Quilt Museum (Lincoln, NE) and International Quilt Festival Collection (Houston, TX). Her work will be exhibited at Quilt National in 2023.



On Friday, September 22, Susan will teach Needleturn Appliqué. Learn the fine art of needle turn appliqué step by step. If you've never done needle turn appliqué and are intimidated and afraid to try, this workshop is for you. Using Susan's "Spring Valentine" pattern, which has all the shapes and techniques beginner appliqués need to learn, we will cover marking and pinning, concave curves and points, convex curves and points, reverse appliqué, bias stems, small and medium circles, straight lines, making a positioning overlay, and making pattern templates.

Experience level—Beginner to Intermediate

On Thursday, September 21 (**registration open**), and Saturday, September 23 (**registration full/waitlist**), Susan will teach Wholecloth Painting Botanicals. Students will learn the basics of creating whole cloth painted quilts based on photos. Students can choose from the four projects shown here and will work from Susan's line drawings and photos to recreate the image using acrylic textile paints. Afraid to try this technique? Don't be! Susan's students get great results. The workshop will cover selecting the right photos for great results, which paints and fabrics to use and why, how to transfer your design to fabric, painting and blending techniques, and quilting considerations. Note: No machine work. The Kit Fee is \$25 and includes fabric, pattern, paint and brushes. Experience level—All. Kit Fee is \$25 and includes fabric, pattern, paint and brushes.



The Workshop Registration 2023 form is available at the Membership table during meetings, on the Capital Quilters Guild website, on our Facebook page. Workshop fees are \$55 for members and \$75 for non-members.

President's Challenge

Quilts in Bloom or Art in Quilts

The Capital Quilter's Guild quilt show is the same weekend as the NC Museum of Art's annual Art in Bloom. If you have never been, it is a fundraiser where they have florists create arrangements inspired by a piece of art in the museum. The flower arrangement is displayed with the inspiration piece.

For the President's Challenge, members can approach their design(s) in one of two different ways:

1 - **Quilt in Bloom** - a quilt inspired by flowers/gardens

Or...

2- **Art in Quilt** - a quilt inspired by a piece of artwork (a copy of the inspiration piece should be hung with the quilt).

The quilts should be 24"x24" or smaller and should be bound with black or gold fabric provided by the Guild. The quilt will be hung at the show and should have a sleeve on the back.



Upcoming Events

Guild Activities:

September 7: Next Guild Meeting

October 14: Charity Quilt Workshop

Various dates: [Raffle Events](#)

Coming Soon: [Holiday Blocks](#)

March 15 & 16: [CQG 2024 Annual Quilt Show](#)



Quilt Shows & Vendor Events:

September 15-16: Greenville Quilters Guild Quilt Show, Greenville

September 28-30: Asheville Quilt Show, Asheville

February 22-25, 2024: QuiltCon Raleigh

SAVE THE DATE!



CAPITAL QUILTERS
RALEIGH, NC

2024 Annual Quilt Show
Fri & Sat March 15 & 16
9AM-5PM
Kerr Scott Building
NC State Fairgrounds

Hundreds of quilts on display!
plus...

- ☐ Shop for machines, fabric and notions at the Vendor Market
- ☐ Purchase handmade items at the Boutique
- ☐ Charity Silent Auction, tickets available for Guild Raffle Quilt and much much more!

Call for Quilt Entries will open the beginning of December at
www.capitalquilters.org

Vendor inquiries: capitalshowvendors@gmail.com

Board Officers

President: Ann O'Brien
Vice President: Sue Ann Jatko
Secretary: Janice Gleavy
Treasurer: Brenda Keely
Community Outreach: Cathy Alvis
Communications: Nancy Schanz, Laura Nelson, Renee Page
Fundraising: vacant
Membership: Julia Kolb
Workshops & Teachers: Ann Gavin
Members at Large: Carolyn Ruby & JC Tang

Committee Chairs


Bee Keeper: Joanne Wilson
Block Party: Jan Chvatal, Rosi Hanley & Cindy Prow
Holiday Blocks: Barbara Johnson & Katie Mistele
Hostesses: Katie Greenwood & Shawna Chase
Library: Clark Vincent
Quilts for Kids: Linda Carter
Quilts on Wheels: Vickie Peoples
SAFEchild: Jan Jarrett
Secret Sew-ciety: vacant
Social: Mary Krause
Sunshine & Shadows: Sally McLaurin
Quilt Show: Kelly Wyatt & Ginny Nugent



Block Party

At the July meeting 26 of 30 Ohio Star blocks were returned. We had two winners – Vera Beers and Chris McCarthy. Congratulations to you both!

Throughout the 2022-23 year we had 93 participants in Block Party, which is a 16% increase over the previous year. We distributed 380 block kits over the course of the year, which is a 5% increase over the previous year. 78% of the blocks were returned on time, which is the same percent returned on time during the 2021-22 year. Of 380 blocks, one person was responsible for 30 blocks. That person was Maria Kleinman. Congratulations Maria!!



Starting in July we began a year of international blocks. We started with France at the July meeting. Our featured block was the French Weave, which is based on the French Twist pattern. Most of the fabric was French fabric. All 35 kits were claimed. Directions are on the Block Party page of the

website, on Facebook, and a link to the Block Party page was sent through MailChimp. You can also take a photo of the directions at the meeting each month.

In addition, we had a challenge block in July, the Paris Skyline, which is an applique block. All kits were claimed. We will have a challenge block every other month, either applique or paper piecing. Each challenge block will have only 12 copies. For each challenge block we will provide the applique template or paper piecing template and part of the fabric.



Directions will be available on the website, Facebook, through the MailChimp email, or you can snap a photo with your phone at the meeting.

In August we are visiting Pakistan. Our featured block is the Ralli block. It is already posted on the Block Party page of the website. Stop by the Block Party table to sign up!

See you at the August meeting!

Jan Chvatal, Cindy Prow, and Rosi Hanley

One Quilter's Experience

By Darlene J Silverman

I do not hold myself out as an expert. I know that many of you know so much more than I do. I share my experience in the hope of helping newer quilters as well as to stimulate conversation among more experienced quilters. I welcome feedback and differing views, as we are all on this journey together and can only benefit from hearing each other. (If you are reading this in the newsletter, please weigh in on Facebook.)

Procrastination

I am well aware of my many flaws. I am nit-picky, impatient, stubborn, have a short attention-span, and am prone to procrastination. (I know I have others – these are just the ones most likely to impact my quilt-making and to which I am willing to confess!)

The problem is, I have almost always managed to pull off whatever I had to accomplish, despite the procrastination, although I made extra work and pressure for myself. This is unfortunate, as I have not experienced the sharp bite of negative consequence – the only way for me to learn a lesson, apparently.



In school, I turned in papers at the last minute; started studying for exams later than I should and dawdled over projects. In my current life, I file my taxes on April 15th and am incessantly turning in quilts for the quilt show at the last minute, having just applied the final stitches moments before. I am always putting the final edits on these newsletter articles just before turning them in, just at deadline. In fact, this one was turned in a day after deadline. (Sorry, Laura!)

Of my many flaws, procrastination is the one that makes the least sense. After all, in my lifetime of being a procrastinator, have I ever, even once, encountered a situation that had improved for having been put off? No. Never. In my experience, almost every situation got worse due to my procrastination. Even if the problem or chore didn't get worse, my anxiety over the time pressure I (foolishly) created always made the situation worse. And yet, clearly being a ridiculously slow learner, I seem to need to re-learn this particular lesson over and over again, without the benefit of retaining the education that I should be acquiring from the experience.

So, combine the procrastination with the short attention span that has me easily distracted by the next shiny new project. I think we have the formula that explains my many, many UFOs.

All that being said, quilting is my hobby. Any pressures I experience are ones I put on myself. Even those quilts I give as gifts are not really subject to any serious time pressure.

...continued on next page

Baby quilts can easily become toddler quilts. People are thrilled to know that you are making them a quilt as a wedding gift and are willing to wait until their first anniversary for it. A quilt not finished in time for this quilt show can be submitted for the next.

So if this is your hobby and deadlines are mainly self-imposed, are delays really procrastination? Or are you showing your flexibility in being willing to re-think your time-frame as circumstances change? (See what I did there?)

Are you a procrastinator? How do you fight against it, deal with it or accept it?

Coming up: Free motion quilting

Christmas Stockings Needed for SafeChild

The Safe Child program has requested 115 Christmas stockings for their program this year. Stockings should be "regular" size - cuff opening of 6.5"-8" and length of 18" (approximately). are a couple of websites that have downloadable patterns or ideas on easy assembly methods:

<https://thecraftyblogstalker.com/diy-christmas-stocking-ideas/>

<https://www.applegreencottage.com/christmas-stocking-pattern/>

Feel free to use your own design for the stocking.

You can drop the stockings off at the **Safe Child table** between now and the November guild meeting.

SafeChild is the only organization in Wake County that offers a full range of child abuse prevention and intervention services to children and families at no cost. Expertly trained professionals and volunteers build strong families in which parents nurture thriving children.

If you have questions about this project please contact Jan Jarrett.



2023 Holiday Block Party

What is your favorite block? Do you love a Log Cabin? Does a block made from flying geese get your creative juices flowing? Do you delight in beautiful appliqué? Have you always enjoyed the movement of a drunkard's path? Are you mad for the precision that paper piecing gives pointy blocks?

The Holiday Block committee (Katie Mistele and Barbara Johnson) is asking for individuals, bees, and groups of friends to sponsor a Holiday Block this year.

Here is how the program works:

- Sponsors commit to participate by September 15th. Sponsors select a block (or blocks) to make a quilt top and submit an application to have the block approved.
- After approval, sponsors kit the instructions and the fabrics for the blocks to sell at the October and November Guild meetings.
- Guild members will purchase the kits and return their finished blocks to the sponsors at the December Guild meeting.
- Sponsors will draw a winner for each quilt and the winner gets all of the finished blocks as well as any unsold kits. Participants get to keep the instructions.

The best part is when the winners bring finished quilts back to show the Guild!

Q – *Do the blocks have to be Holiday themed?*

A – They do not. Choose any design and any colors you want. The blocks are turned in and awarded to the winner at our December Holiday Social, hence the name. That being said, Holiday designs are popular.

Q – *Are the costs of making the kits covered?*

A – You may submit a reimbursement form (supplied on request) for a maximum of \$25. Many groups and individuals choose to donate some or all of the fabric required to make the kits, but you are certainly not required to do so.

Q – *What techniques are appropriate for Holiday Blocks?*

A – All techniques and skill levels are welcome. Generally, relatively simple designs with appealing colors/fabrics are popular. In the past, we have had redwork, simple piecing, paper piecing, appliqué or even some combination of the above.

Q – *How many blocks per sponsored design?*

A – Typically, between 16 to 25 kits. However, a kit may contain one or two blocks.

Q – *How many sponsored designs will be sold?*

A – We try for 10 to 12 different designs, preferably representing a wide variety of techniques and difficulty levels.

...continued on next page

Q – If I want to sponsor a block, can I get started right away?

A – Do not spend any money for which you will want to be reimbursed until your design is approved. First you must submit an application with a color image of the block design. (A clear, but simple drawing will do.) This is to prevent duplicate (or near duplicate) blocks.

Please consider sponsoring a Holiday Block. Contact Katie Mistele or Barbara Johnson if you want to sponsor a block or if you have any further questions.

2024 Quilt Show Committee

2024 Quilt Show Committee Leads and 2025 Shadow Leads Required

The 2024 Quilt Show will be on Friday and Saturday, March 15-16! There are many things that need to be done before the show! Following is a brief description of each of the committees. We have all the committee chairs filled for 2024, but we do need shadows for this show. If you are interested in shadowing any of these committees, please contact Kelly Wyatt or Ginny Nugent.

Quilt Show Committee Chair Responsibilities

Quilt Show Co-Chairs – there are many responsibilities for the co-chairs: contracts (such as fairgrounds, pipe and drape, vendors and judging) and any communication with these groups, along with all committees that have tasks that lead up to or at the actual quilt show (such as quilt registration, ribbons, boutique, hanging and taking down the quilts).

Vendor Committee Lead(s) – this committee is responsible for soliciting vendors for the show, getting vendor contracts signed, tracking deposits and payments, all correspondence with vendors and providing the quilt show co-chair with information on vendor requirements for electricity, chairs, tables, etc.

Judging Committee Lead(s) – this committee is responsible for soliciting judges for the quilts, getting judging contracts signed, confirming accuracy/changes of quilt categories, number of awards, managing the quilt preview and judging days, preparing the final list of award winners and attaching ribbons to the quilts at the quilt show.

Quilt Registration and Intake Committee Lead(s) – this committee is responsible for confirming or changing the quilt registration sign up document, opening (posting) quilt registration and closing (removing) quilt registration on the website, scheduling quilts pick up day(s) and locations, managing the location of quilts for the show, making sure the quilts are at the quilt preview and judging days and managing the drop off at the quilt show of all quilts. Also responsible to provide judging, hanging and brochure committees with the final registrations.

...continued on next page

Charity Auction Committee Lead(s) – this committee is responsible for soliciting a charity group to partner with the Guild. This person is also responsible for providing a theme for the charity partner silent auction quilts to be donated, preparing the silent auction paperwork and to hang the donations at the quilt show.

Boutique Committee and Book Sale Lead(s) – these committees are responsible for collecting all items donated to the guild for the quilt show boutique and book sale, pricing the items, set up and take down at the quilt show.

Publicity Committee Lead(s) – this committee is responsible for creating and having printed flyers made for quilt shops and raffle quilt events, prepare advertisements in the County Register, posting on WRAL Out and About calendar, Visit Raleigh website and quiltinghug.com, and interviews with local news and other sites that may be appropriate. In January and February emails should be sent to NC, SC and VA quilt guilds.

Volunteer Committee Lead(s) – this committee is responsible for soliciting volunteers for all the committees that require them prior to and at the quilt show, tracking the volunteers and emailing them prior to the show to remind them of their committee/time slots. Early in the new year this committee will start looking for volunteers at the guild meetings, in the newsletters and through Facebook. Supply a list of volunteers for the ticket sales window to check off volunteers when they receive their free ticket to the show.

Quilt Hanging Committee Lead(s) – this committee is responsible for preparing the hanging layout based on the number of pipe and drape allotted. Based on this layout, this committee will provide the number of pipe and drape required to the co-chair. Also responsible for determining the number of volunteers needed to hang the quilts based on the number of quilts submitted.

Quilt Take Down Lead(s) – this committee is responsible for the take down process (all hung quilts need to be put into plastic bags). This committee works closely with the registration and judging committees to be sure that all registrants receive their judging forms and their submitted quilts.

Ribbon Committee Lead(s) – this committee is responsible for preparing all of the award-winning ribbons and special ribbons awarded by the judges. Spreading out the time-consuming works of creating these ribbons throughout our guild is a great way to complete these ribbons. This committee is responsible for tracking and quality control of the ribbons.

Online Quilt Show Brochure – this committee is responsible for preparing the line brochure using a QR code. The brochure includes the lists of all the entrants, award winners, information on judging, etc. There is a great template to use for future quilt shows.

Kelly Wyatt and Ginny Nugent, Co-Chairs for 2024 Quilt Show



Capital Quilters Guild Membership Form

July 1, 2023- June 30, 2024

Help us **confirm** that our records are accurate by completing **all** the information below:

Name: _____

Address: _____

City: _____ State: _____ Zip code: _____

Phone: _____ Email: _____

Birth Month _____ Birth day _____ (for member benefits)

Are you a new member? Yes _____ No _____

The Member Directory is published in print for a fee and available free on CQG **member-only** social media. Please check this box if you do **NOT** wish to be included in the directory ☐

Are you a member of CQG's Facebook page? Yes _____ No _____

If you are a member of a bee, what is the name of your bee? _____

If you would like to join a bee, tell us your preference (please circle ALL of your preferences): Day/Night
Weekday/Weekend North/South/East/West/Any Region Art/Hand/Charity/other _____

Membership Fees:

Please note that **all** members are required to pay dues. **(Please circle your membership type below)**

Regular Membership	\$40.00
Quilters aged 70 or older (prior to or on June 1, 2021).....	\$25.00
Junior Membership (18 years and younger; full scholarships are currently available).....	\$25.00 0.00
Printed CQG Membership Directory (to be picked up at the December meeting)	\$5.00
Optional donation (tax deductible)	\$ _____

Please bring this form with payment to the next meeting or mail to:

Capital Quilters Guild

PO Box 20331

Raleigh NC 27619-0331

Date _____ Check # _____ Cash _____ Credit Card (last 4 digits) _____ Total: _____

Capital Quilters Guild- Workshop Registration 2023

Name _____

Phone _____

Address _____

Email _____

In Person Workshop – Member fee: \$55 Non-member fee: \$75. Kit fee is paid to Teacher at Workshop

<u>Teacher:</u>	<u>Class:</u>	<u>Date:</u>	<u>Amt: Cash/Ck#/Chg</u>
-----------------	---------------	--------------	--------------------------

Kelly Ashton	Tumbling Blocks (kit \$20)	8/18/23	
--------------	----------------------------	---------	--

Kelly Ashton	Painted Mountains (kit \$25)	8/19/23	
--------------	------------------------------	---------	--

Susan Brubaker Knapp	Needleturn Applique	9/22/23	
----------------------	---------------------	---------	--

Susan Brubaker Knapp	Wholecloth Painting Botanicals (kit)	9/23/23	
----------------------	--------------------------------------	---------	--

Total: _____

Payment: Due when you sign up. Payment with charge card/cash available at monthly guild meeting or when you register via the Guild website – www.capitalquilters.org

Make your check payable to : **Capital Quilters Guild**

Mail your check and registration form to:

Ann O'Brien
1336 Holt Road
Apex, NC 27523

Location: In person workshops will be held at
Highland United Methodist Church
1901 Ridge Rd Raleigh, NC 27607.

Most Class hours: 9am-3:30pm Be sure to pack a bag lunch!

Refund Policy: Full refund will be made if requested 30 days prior to the workshop. Without 30 days notice, you will only receive a refund if space can be filled from the waiting list. If not, you will receive a credit for a future class. The credit must be used within 1 year of receipt.

Inquiries: information@capitalquilters.org