



THE THIMBLEFUL

Capital Quilters Guild

Raleigh, North Carolina

Next Meeting

Thursday, November 16, 2023

6:30 Social

7:00 Meeting Begins

Location: Temple Beth Or

5315 Creedmoor Road

Raleigh, NC 27612

Remember to Bring

- Quilts for Show & Tell
- Name Tag
- Membership Pin
- Comfort Quilts
- Workshop Sign-up Sheet
- A Quilting Friend!

Content Highlights

Page 1 - President's Message

Page 2 - Block Party

Page 2 - Holiday Blocks & Block Party

Page 3 - Community Outreach & Holiday Bazaar

Page 4 - Restoration Quilt & President's Challenge

Page 5 - February Workshops

Page 6 - Quilt Show & Raffle Tickets

CONTACT US

[facebook.com/groups/capitalquilters](https://www.facebook.com/groups/capitalquilters)

<https://capitalquilters.org>

information@capitalquilters.org

President's Message

Hi Capital Quilters!

Please plan on coming to the November 16th meeting and bring some of your beautiful hand made items to sell and to do some holiday shopping at our annual Holiday Bazaar! We will also be selling the remaining holiday blocks at that meeting. Participants making holiday blocks will have a chance to win enough blocks for a quilt at the December meeting. Kits will be sold for \$2 each, so bring cash!

Make sure you check out the beautiful international blocks designed by the Block Party Committee - Jan Chvatal and Rosie Hanely. I have been admiring the designs and the fabrics they have included in their kits over the last several months! Participants will be eligible to win enough blocks for a quilt.

The Christmas Carousel Holiday Gift Market is the next event where we will be selling tickets for our raffle quilt. These events are great opportunities to promote our guild and the quilt show coming up in March. Consider being an ambassador for our guild by volunteering to cover a shift at this event.

Finally, check out the update from Cathy Alvis, our Outreach Chair, this month. Between July and October, the Guild has donated approximately 397 quilts and 844 items such as placemats, pillowcases and receiving blankets. Amazing!

I hope you have a wonderful Thanksgiving.

Ann O'Brien



October's**WINNERS**

1st Time Show & Tell: Julie Gaylord

Show & Tell: Nancy Honeycutt, Parker Yarur

Name Tag Drawings: Wendy Bierwirth, Diane Steinberger

Raffle Tickets: Dawn Sublette, Jan Chvatal, Carol Swanson, Nancy Knapp, Noi Bland, Lori Keurian

Membership

We are still accepting membership renewals with the new Membership Form for 2023-2024. Please print the form found on our Facebook page or pick up a form at the membership table at the next meeting. Don't forget your membership fee! You can also mail the form and payment to Capital Quilters Guild, PO Box 20331, Raleigh, NC 27619-0331.

Membership cards and pins are also available at the membership table; please stop by and pick yours up. If you have any questions, please contact Julia Kolb.

2023 Holiday Blocks

We will be selling Holiday Block kits for \$2.00 at the November meeting. Please bring cash. \$1 bills are preferred. Block sponsors will also be collecting completed blocks. Blocks must be completed and turned in by the December meeting to be included in the drawing for the set of blocks. Contact Barbara Johnson or Katie Mistele if you have questions.

Block Party

At the October meeting participants returned the African Queen blocks. Of the 29 kits that were taken, 26 were returned. We had two winners of these blocks: Beth Mahler and Pam Smith. We also had a challenge block in September, the African Elephant. All 12 kits that were taken were returned at the October meeting and were won by Diane Lebovitz. Congratulations to all our winners!

At the October meeting we presented the Mexican Star block in honor of Dia de los Muertos. Thirty kits were taken.

In November we are celebrating Canada's Remembrance Day which takes place on the 11th with the Canadian Maple Leaf block. We also will have a challenge applique block, the Canadian Moose.



Stop by and see us at the November meeting!
Jan Chvatal, Cindy Prow, & Rosi Hanley

Holiday Bazaar

November 16

at the Guild Meeting

Our fundraising committee hosts a Holiday Bazaar each November meeting. Members construct items to sell to each other that show off our sewing and crafting skills as an opportunity for early holiday shopping. All proceeds stay in the guild. Any unsold items may be donated to sell at the Quilt Show Boutique or you may take home what you brought if it is not purchased. If you do not want your unsold item to go to the Quilt Show Boutique, you are responsible for picking it up at the end of the sales.

This year we are not bidding on the items. Experienced guild members will discuss the best price and place a tag on the item. No bidding. Just one price. No purchases until the president opens the bazaar sale. Payments may be made with cash, check, credit card, or other electronic means. The treasurer will take your money and we thank you.

What to make and sell? What gift item do you like to make for friends and family? Think cozies, table runners, bags and totes, aprons, wall hangings, pot holders, mug rugs, pillows, place mats, greeting cards, knit and crochet gifts, journal covers, lanyards, key fobs, luggage tags. We do ask a minimum pricing of \$5, so some things may be grouped.

I am excited to see our guild's crafting talents! Questions? Contact Sue Ann Jatko.

Community Outreach

Thank you! To all of the bees that cut kits, quilters that picked up kits and sewed them together, and quilters to finish the quilts - we have completed 19 quilts for the Wake Med Chaplain's office and will finish more next month. This was a one time project and we appreciate all of your efforts.

We are well underway for this guild year toward our goal of providing 1000 quilts to our community.

You can help in any part of the process by stopping at our table at each guild meeting:

We need:

Quilters - we have several tops ready to quilt. These can be completed on a home machine or longarm. If you want to learn how to longarm, you can call Thread Waggle Quilting and set up a time to practice on our tops!

We have:

Patterns - if you want to do a little stash busting.

Kits - these are simple quilts and can be pieced quickly

Batting and Backing - to finish them all up.

Comfort Quilts

Comfort Quilt Donations				
Charity	Goal for 23/24	Received in Oct	Received this Year	Drawing Winners
Quilts on Wheels	1000 Quilts!	52	133	Lynne Farrow
Walker Bags		0	20	Donna Turnage
Quilts for Kids		50	131	
Newborn Hats		28	128	
Receiving Blankets		4	9	
Pillow Cases		74	114	Anne Gavin
SAFEchild/Green		35	133	
Comfort Quilts				
Other:		74	176	
Grand Total:		Quilts: 397		Total Items: 844

President's

CHALLENGE

Quilts in Bloom or

Art in Quilts

The Capital Quilter's Guild quilt show is the same weekend as the NC Museum of Art's annual Art in Bloom. If you have never been, it is a fundraiser where they have florists create arrangements inspired by a piece of art in the museum. The flower arrangement is displayed with the inspiration piece.

For the President's Challenge, members can approach their design(s) in one of two different ways:

1. **Quilt in Bloom** - a quilt inspired by flowers/gardens, or
2. **Art in Quilt** - a quilt inspired by a piece of artwork (a copy of the inspiration piece should be hung with the quilt).

The quilts should be 96" or smaller in perimeter and should be bound with black or gold fabric provided by the Guild. The quilt will be hung at the show and should have a sleeve on the back.



NC Museum of Art, **Art in Bloom**

Upcoming Events

Guild Activities:

November 16: *Holiday Boutique*

November 24, 25, 26: *Christmas Carousel Raffle Event*

December 21: Guild *Holiday Party*

January 18: *Quilt Bee Panel*

March 15 & 16: *CQG 2024 Annual Quilt Show*

Quilt Shows & Vendor Events:

February 22-25, 2024: QuiltCon, Raleigh NC

February 29-March 3, 2024: Mid-Atlantic Quilt Festival, Hampton, VA

CQG Contribution to History

The CQG Board voted in 2022 to fund the restoration of an historic quilt and donated \$5000 to the NC Museum of History for the quilt's restoration. We completed the total payment in October 2023 with the presentation of an additional \$2858 to the museum representative, Diana Bell-Kite. Diana presented a program illustration on the importance of a preservation of this type along with the complexity and expense. A private conservator will repair and preserve the quilt.



The quilt chosen was made by a formerly enslaved woman from Wilson County named Mary Barnes ca 1875-1900. The quilt is very utilitarian and in rough shape. The museum has a disproportionately small collection of African American quilts at the museum, so this will be a wonderful added value to the list of quilts associated with Black makers. This quilt will now be exhibit-able thanks to our guild's sponsorship of its restoration. The link to "Care & Handling of Antique Textiles" can be found on our Facebook page at: <https://Antique Textile Care>

Please stay tuned for updates on when we can see the quilt on display.

February 2024 Workshops

Catherine Redford

Catherine Redford was born in England where she learned to knit and sew as a young girl. After relocating from London to Naperville, Illinois, she learned to quilt and never looked back. She's an award winning quilter, an active member of her local guilds, and a popular teacher at the local and national level. Catherine is a frequent magazine contributor and has enjoyed being a guest on Quilting Arts TV. She is enjoying the resurgence of interest in handwork with an embroidery book, *Butterfly Stitches*, published Fall 2020. With two DVDs and a book on Modern Machine Quilting techniques, Catherine delights in finishing her own quilts on a domestic machine. Catherine is also a Bernina Ambassador.



Friday February 16, 2024


Walking Foot Quilting-Beyond the Ditch

For quilters who have tried some walking foot sewing, this class will expand your skills. Learn how to finish your quilts on a domestic machine while enjoying all the control of your walking foot. We will start with a brief discussion of preparing your tops for quilting including marking and basting-then we will make stitched samples of different styles (as seen on Quilt Art TV).

Saturday February 17, 2024

Beginning English Paper Piecing

Learn the honored technique of English Paper Piecing using precut card templates. Stitch a simple flower and appliqué it to a background ready for a small pillow or mug rug. You will be




How To Register for the Workshops

Click On This Link: [https://docs.google.com/forms/d/](https://docs.google.com/forms/d/17rJP1i4D4SJLEHRPZRsvjk2QGGEvuVk8qfdFuFNygmA/viewform?edit_requested=true)

[17rJP1i4D4SJLEHRPZRsvjk2QGGEvuVk8qfdFuFNygmA/viewform?edit_requested=true](https://docs.google.com/forms/d/17rJP1i4D4SJLEHRPZRsvjk2QGGEvuVk8qfdFuFNygmA/viewform?edit_requested=true)

The Workshop Registration 2023 form is available at the Membership table during meetings, on the Capital Quilters Guild website and on our Facebook page.

Raffle Ticket Sales



Meet a new best quilting friend as you sell raffle tickets at the upcoming events! Show off our

beautiful quilt, share with the community our outreach programs, and encourage attendance at our Quilt Show in March. Help is still needed for these November and January events. Contact Sue Ann Jatko for details. Thank you to those who have already signed up and to y'all yet to give the guild your time.

Christmas Carousel
Jim Graham Building,
NC State Fairground

Friday November 24 - thank you all volunteers!!

Saturday November 25

- Need 1 more person 9 AM - 12 Nn
- Need 1 more person 12 N - 3 PM
- Need 2 people 3 PM - 6 PM

Sunday November 26

- Need 2 people 11 AM - 1 PM
- Need 1 more person 3 PM - 6 PM

Quilt and Fiber Art Market Place
Dennis Wicker Center, Sanford NC

Friday January 12

- Need 2 people 12 noon - 2 PM
- Need 2 people 2 PM - 4 PM

Saturday January 13

Thank you to the Remnants Bee for taking all shifts!!!!

2024 Quilt Show March 15 & 16, 2024

Quilt show planning is continuing and we are still looking for people to shadow this year's committee leads to prepare for chairing a committee for the 2025 show. We will need shadows for some of the committees (please see the August 2023 newsletter for the descriptions of the committees). If you are interested in any of these committees, please email Kelly Wyatt or Ginny Nugent. Our next Quilt Show Committee meeting is scheduled via Zoom for Sunday, November 5th at 7:00 PM.

SAVE THE DATE!



CAPITAL QUILTERS
RALEIGH, NC

2024 Annual Quilt Show
Fri & Sat March 15 & 16
9AM-5PM
Kerr Scott Building
NC State Fairgrounds

Hundreds of quilts on display!
 plus...

- ☐ Shop for machines, fabric and notions at the Vendor Market
- ☐ Purchase handmade items at the Boutique
- ☐ Charity Silent Auction, tickets available for Guild Raffle Quilt and much much more!

Call for Quilt Entries will open the beginning of December at www.capitalquilters.org

Vendor inquiries: capitalshowvendors@gmail.com

Dates to Remember:

December 1 - Quilt Show Registration Begins

January/February - Ribbon Construction Day - Date and Location TBD

January 31 - Quilt Show Registration Ends (or when we reach 180 quilts registered to be judged)

February - Quilt Intake Days - locations and times TBD

March 9 -- Quilt Show Preview -- time and location TBD

March 10 -- Quilt Show Judging Day -time and location TBD

March 13 - Quilt Show Setup

March 14 -- Quilt Show/Vendor Setup

March 15 and 16 -- SHOW DAYS - 9:00 to 5:00

One Quilter's Experience

Darlene J. Silverman

I do not hold myself out as an expert. I know that many of you know so much more than I do. I share my experience in the hope of helping newer quilters as well as to stimulate conversation among more experienced quilters. I welcome feedback and differing views, as we are all on this journey together and can only benefit from hearing each other. (If you are reading this in the newsletter, please weigh in on Facebook.)

Decisions, Decisions, Decisions ...

Every quilt is the product of a series of decisions. From the initial decision to start a project through design choices, color choices, fabric choices, quilting choices, and all of the little decisions in between, you are always choosing what path this quilt will take. The final quilt reflects the sum total of all those decisions. Some of these decisions are easy, some fun, some difficult and some stressful. If we are lucky, we have quilty friends whose opinions we value to whom we can turn when facing a difficult or stressful decision. If we are making a quilt for someone else, we might be tempted to ask the recipient their opinion at any one of these decision points.

Stop.

Reconsider.

I am not saying that you shouldn't do it.

Just – think about it first.

Are you going to follow their advice, regardless of whether you think it a good idea? If they give the asked-for advice and then you do not follow it, will their feelings about the quilt (and, possibly, you) be diminished? Do not ask the recipient's advice if you will come to regret it. Or at least not specific advice.

I have never had reason to regret asking quilty friends for advice. I have never had a quilty friend give me attitude for listening to, but not following, their advice. They know the difference between "tell me what you think" and "tell me what to do."

We want the recipient to appreciate the quilt. We want it to suit their taste. We want it to fit their home. It is hard to make this happen without asking what they like and what colors might work for them. However, it can be problematic when getting input from the recipient that you ultimately choose not to follow.

Is this an insurmountable problem? I like to think not. Giving the recipient broad options, but not the power over specifics, can help. They like modern, so you give them 3 patterns that you like from which to choose. Their favorite color is blue, but you choose the actual fabrics. Additionally, sometimes you have to draw the line on what you are willing to do. They want a king-sized quilt custom-quilted by you. You give them the choice between an edge-to-edge long-armed king size or a custom quilted wall-hanging.

... Continued from previous page

As creative people, it is not always easy for us to hand over too much of the creative process to others, but getting input from others can be a positive. Incorporating others' ideas can be the sort of challenge that makes us grow; that pushes us to think beyond what we might have chosen on our own; that stretches our creativity. Some years ago, I asked an engaged couple the broad question of what colors they wanted for their wedding quilt. Mistake. I remember being a bit annoyed that they chose green and purple, not being able to imagine exactly what I could do with that. In the end, after a fair amount of grumbling and gnashing of teeth, I finally decided to view this color combination (which I never would have chosen) as a challenge.


This was my thought process: I can't think what to do with green and purple. In the middle of green and purple you find blue. Maybe I should think of what I would do if making a blue quilt? Something about the sky? Something about the sea? Ooh! Storm at sea! But with two green and purple? Maybe one could be the "background"? Oh no! I don't like how EQ tells me it would look. So keep a neutral background and make part of it green and part of it purple? How to best split it up? Vertically? Horizontally? In a curve? Ooh! A double curve – a yin/yang design! And I can grade the fabrics from dark to light! Cool!

In retrospect, perhaps I should have asked the engaged couple for one color, decided on a design and then, if the pattern calls for it, I could have given them several specific choices for a second color.

In the end, I made something that they loved, but it did not happen without an awful lot of thought (and the aforementioned gnashing of teeth). More importantly, from my own selfish point of view, I was profoundly satisfied that I had overcome the challenge to my imagination and was able to make a quilt of which I was very proud.

You may recognize this as the original version of the Guild raffle quilt from a couple of years ago. As I was making the original, I kept thinking to myself, "I'll bet this would be great in rainbow brights, juxtaposing cool/warm colors."

Try to find that balance between you, as quilter, making the project creative and satisfying for yourself and the recipient being happy with the end product. Given the number of hours you will spend with your eyeballs only inches away from the quilt-under-construction, do you really want to be unhappy with it?



Coming up: Slumps (Getting your Mojo back)